

# MARINE SPECIFICATIONS CHART



Lion Part No	Description	Voltage	CCA	Amp Hour	RC	Nom. Max Dim (mm)			Wet	Terminal	Battery	Comments
		Volt	at -18°C	20hr Rate	Mins	L	W	H	kgs	Assembly		

## MARINE STARTING BATTERIES (CONVENTIONAL LOW MAINTENANCE)

750	NS50PM	12	440		94	238	172	208	16.4	J	D	
764	NS70	12	540		140	260	172	230	18	A	D	DUAL TERMINAL
782	N70ZZ	12	630		150	304	172	230	20.6	A	D	DUAL TERMINAL

## MARINE DEEP CYCLE BATTERIES (CONVENTIONAL LOW MAINTENANCE)

810	T105	6		225		260	180	265	29	J	A	
830	GC2-125	6		240		260	180	265	30.7	J	A	
820	GC2-145	6		260		260	180	295	33	J	A	
850	D50	12		50		238	172	208	18.4	G	D	
882	D70Z	12		96		305	175	225	25	J	D	

## MARINE SMF STARTING BATTERIES (SEALED MAINTENANCE FREE)

SMFM24-810	764 (NS70) MF	12	680		140	258	173	226	17.5	A	D	DUAL TERMINAL
SMFM27-860	782 (70ZZ) MF	12	730		160	306	168	227	22	A	D	DUAL TERMINAL
SMFM31-1060	N86	12	930		200	332	174	243	29.4	A	D	DUAL TERMINAL
491	SMFN150	12	1000		300	508	222	240	39	D	F	
492	SMFN120	12	820		230	505	183	240	33	D	F	
495	SMFN200	12	1200		430	523	279	224	55	D	F	

## MARINE SMF DUAL PURPOSE BATTERIES (SEALED MAINTENANCE FREE)

SMFDCM66	D66	12	680	72		278	175	190	17.5	D	C	
SMFDCM24	DNS70 MF	12	600	82		258	173	226	18	A	D	DUAL TERMINAL
SMFDCM27	D70Z MF	12	680	95		305	175	225	23	A	D	DUAL TERMINAL
SMFDCM31	D87 MF	12	780	120		332	174	243	28	A	Centre Post	DUAL TERMINAL
SMFDCM120	D120	12	700	120		505	183	240	44.1	D	F	
SMFDCM150	D150	12	870	150		508	222	240	50.9	D	F	
SMFDCM200	D200	12	1100	200		523	279	248	64	D	F	

## MARINE AGM DUAL PURPOSE BATTERIES (ABSORBED GLASS MAT)

HZB-EV12-80	N50ZZ	12	480	82		260	168	211	25.5	N	D	DUAL TERMINAL
HZB-EV12-100	N70ZZ	12	545	100		306	168	211	29.6	N	D	DUAL TERMINAL
HZB-EV12-120		12	680	123		409	177	225	36.4	N	D	
HZB-EV12-150		12	820	154		483	170	242	46	N	D	
HZB-EV12-230	N200	12	980	230		521	270	205	70.2	N	E	DUAL TERMINAL
HZB-EV6-180	D10	6	910	180		244	188	275	34.1	Q	A	

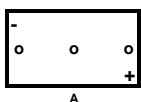
## MARINE GEL DEEP CYCLE BATTERIES (GELLED ELECTROLYTE)

HZY12-80		12		80		260	168	211	25.1	N	D	
HZY12-100		12		96		306	168	211	29.3	N	D	
HZY12-150		12		150		483	170	242	45.5	N	D	
HZY12-230		12		245		521	270	205	69.5	N	F	

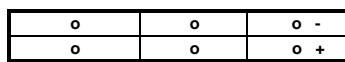
## MARINE RECREATIONAL PWC BATTERIES (PERSONAL WATER CRAFT)

YS12-16CLB	YB16-CLB	12	230			175	100	175	4.74	E	C	
YTX20L-BS		12	210			175	86	154	4.49	E	C	
YB30CLB		12	300			168	132	192	7.09	E	C	

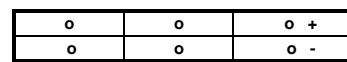
### Battery Assembly



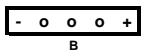
A



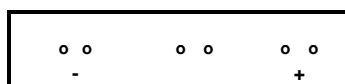
E



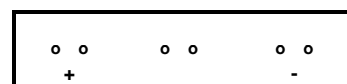
F



B



C



D

6 Volt Batteries

12 Volt Batteries